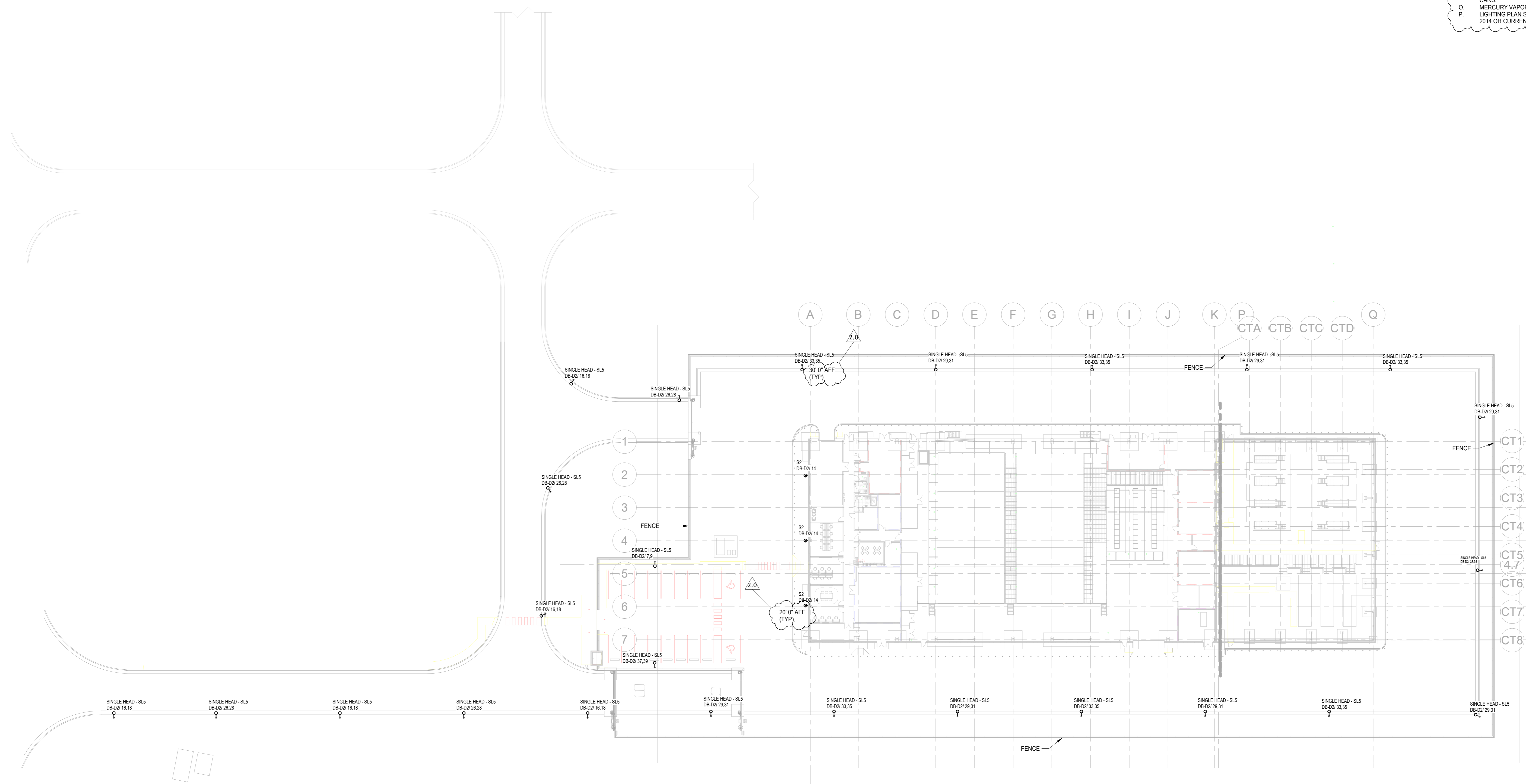



**GENERAL NOTES:**

- A. SEE DRAWING E-002 FOR LEGEND, NOTES AND ABBREVIATIONS.
- B. SEE DRAWING E-001 FOR LIGHTING FIXTURE SCHEDULE.
- C. CONTRACTOR SHALL NOT CONSTRUCT OR FABRICATE DIRECTLY FROM THIS DRAWING. CONTRACTOR SHALL NOT SCALE FROM THESE SPECIFICATIONS AND ALL APPLICABLE LOC. APP REQ #: 6381
- D. CONTRACTOR SHALL FOR THE PURPOSES:
- E. EQUIPMENT AND PLAT
- F. SELECTED EQUIPMENT
- G. ALL SERVICE PENETR
- H. EQUIVALENT TO THE COMPARTMENT AND SHALL BE DESIGNED TO ACCOMMODATE THERMAL MOVEMENT
- I. CONTRACTOR SHALL VERIFY THE COORDINATION BETWEEN LIGHTING FIXTURES, CEILING EQUIPMENT (DUCTS, DIFFUSERS, ETC.), DOORS AND CABLE TRAYS
- J. ALL EXTERNAL LIGHTING TO BE CONTROLLED FROM COMMON TWILIGHT SENSOR. CONTROL TO BE FAIL SAFE
- K. ALLOWING FOR LIGHT TO SWITCH ON THE LIGHT IN CASE OF FAIL IN CONTROL CIRCUIT.
- L. EXT SIGN ELEVATIONS SHALL BE COORDINATED WITH CABLE TRAY ELEVATIONS TO OPTIMIZE VIEWING ANGLES.
- M. CONTRACTOR TO PROVIDE SECONDARY STEELWORK FOR LIGHTING FIXTURE SUPPORT.
- N. DELETED
- O. FINAL LOCATION AND QUANTITY OF EMERGENCY LIGHTING FIXTURES, INCLUDING PICTOGRAMS, TO BE COORDINATED BY THE CONTRACTOR ACCORDING TO THE LAST RELEASE OF EMERGENCY EGREGES PLANS AND SITE SPECIFIC REGULATIONS
- P. NO LIGHTS ALLOWED 90 DEGREES ABOVE HORIZONTAL PLANE, EXCEPT ACCENT LIGHTING
- Q. LIGHT SHIELDING REQUIREMENTS SHALL PROTECT FROM GLARE, LIGHT SPILLAGE TO PEDESTRANS, AIRCRAFT AND CARS
- R. MERCURY VAPOR SHALL NOT BE ALLOWED.
- S. LIGHTING PLAN SHALL MEET THE REQUIREMENTS OF SECTION 4 OF IESNA RP-20-14 LIGHTING FOR PARKING FACILITIES, 2014 OR CURRENT EDITION.

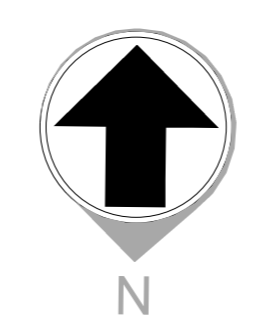
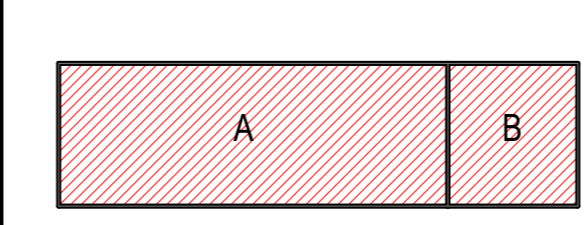


**1 EXTERIOR LIGHTING SITE PLAN**  
1" = 30'-0"

9/15/2025 2:05:58 PM Autodesk Docs://Gumbo/GUMBO-ELEC-FA.rvt



CONFIDENTIAL



REVISIONS		
NO.	DATE	DESCRIPTION
1.0	2025-06-20	TECHNICAL SITE PLAN APPLICATION
2.0	2025-09-15	TECHNICAL SITE PLAN - 2ND SUBMISSION

Drawn By: SM  
Approved By: DIW  
Design Team: JACOBS

GUMBO

EXTERNAL LIGHTING SITE PLAN OVERALL

Discipline: ELECTRICAL  
Scale: 1" = 30'-0" Sheet Size: A0

Sheet Number: **E-051**  
Current Rev: 2.0  
Phase: VE ISSUE FOR CONSTRUCTION  
Model Name: GUMBO-ELEC-FA  
Native File Format: Revit V. 2024.2